

# Adarsh Palm Retreat Lakefront e- Brochure



Phase-2

Phase-1

The image is for representation purposes and may be indicative of style only. The fixtures/furniture/ finishes shown in the brochure are not a part of the actual offering





Phase-2

Phase-1

Phase-2

Phase-1

The image is for representation purposes and may be indicative of style only. The fixtures/furniture/ finishes shown in the brochure are not a part of the actual offering.





The image is for representation purposes and may be indicative of style only. The fixtures/furniture/ finishes shown in the brochure are not a part of the actual offering



The image is for representation purposes and may be indicative of style only. The fixtures/furniture/ finishes shown in the brochure are not a part of the actual offering







Hotel Leela Palace

Old Airport Road

HAL Airport

Marathalli

Varthur Road

Marathalli Underpass

Brookefield

Whitefield

ADARSH PALM MEADOWS

Varthur Lake

Bellandur Lake

J.P Morgan

Cessna Business Park

St John's Hospital

Novotel & Ibis Hotel

Honeywell

ADARSH PALM RETREAT

ADARSH PALM RETREAT LAKEFRONT

Lake

Wipro Corporate Office

Silk Board Junction

Sarjapur Junction

HSR Layout

Hosur Road

Sarjapur Road



Map not to scale



### Legend:

1. Main Entry/Exit
2. Security Cabin
3. Ramp to Basement
4. Water Feature
5. Kids' Lot
6. Caretaker Pavilion
7. Main Pool
8. Kids' Pool
9. Lagoon Pool
10. Viewing Deck
11. Tree Plaza
12. Therapeutic Walking Zone
13. Quiet Zone
14. Tennis Court
15. Multipurpose Court
16. Children's Play Area
17. Cricket Practising Net
18. Skating Rink
19. Circular Plaza
20. Mini Amphitheatre
21. Play Lawn Mounds
22. Courtyard

The image is for representation purposes and may be indicative of style only. The fixtures/furniture/ finishes shown in the brochure are not a part of the actual offering



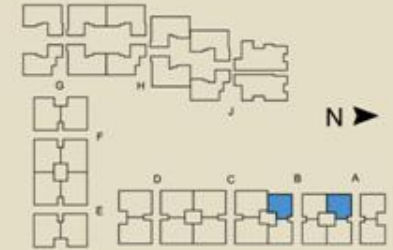
ADARSH GROUP



Adarsh Palm Retreat  
LAKEFRONT



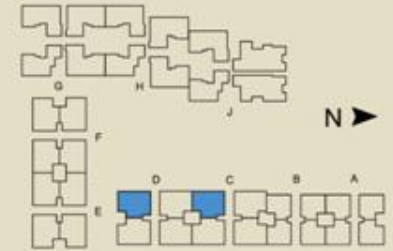
# TYPE-2D



## 2 Bedroom

SBUA		CARPET AREA	
SQ.MTS.	SQ.FT.	SQ.MTS.	SQ.FT.
124.58	1341	81.84	882

# TYPE-3D



## 3 Bedroom

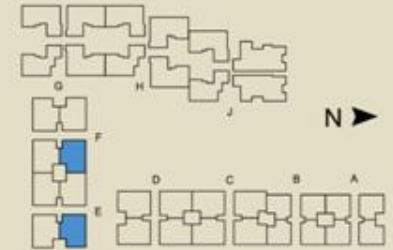
SBUA		CARPET AREA	
SQ.MTS.	SQ.FT.	SQ.MTS.	SQ.FT.
179.77	1935	126.72	1364



**Adarsh Palm Retreat**  
LAKEFRONT

The furniture/fixtures shown in the floor plans are purely indicative and are not a part of the actual offering.

# TYPE-3E



## 3 Bedroom

SBUA		CARPET AREA	
SQ.MTS.	SQ.FT.	SQ.MTS.	SQ.FT.
177.91	1915	125.60	1352



**Adarsh Palm Retreat**  
LAKEFRONT

The furniture/fixtures shown in the floor plans are purely indicative and are not a part of the actual offering.

TYPE-3J



3 Bedroom

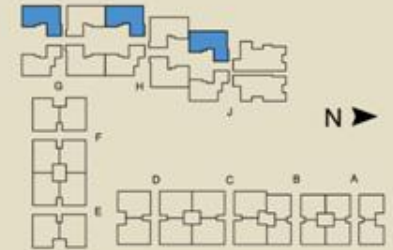
SBUA		CARPET AREA	
SQ. MTS.	SQ. FT.	SQ. MTS.	SQ. FT.
205.5	2212	144.46	1555



**Adarsh Palm Retreat**  
LAKEFRONT

The furniture/fixtures shown in the floor plans are purely indicative and are not a part of the actual offering.

# TYPE-3K



## 3 Bedroom

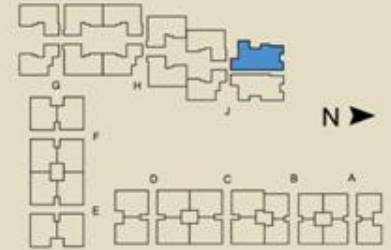
SBUA		CARPET AREA	
SQ.MTS.	SQ.FT.	SQ.MTS.	SQ.FT.
215.07	2315	152.27	1639



**Adarsh Palm Retreat**  
LAKEFRONT

The furniture/fixtures shown in the floor plans are purely indicative and are not a part of the actual offering.

# TYPE-4A



## 4 Bedroom

SBUA		CARPET AREA	
SQ.MTS.	SQ.FT.	SQ.MTS.	SQ.FT.
271.00	2917	187.20	2015



**Adarsh Palm Retreat**  
LAKEFRONT

The furniture/fixtures shown in the floor plans are purely indicative and are not a part of the actual offering.